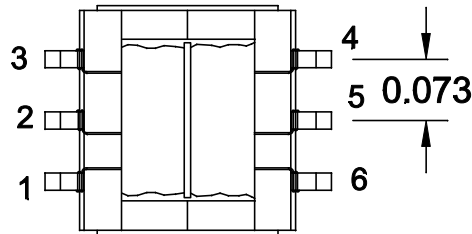
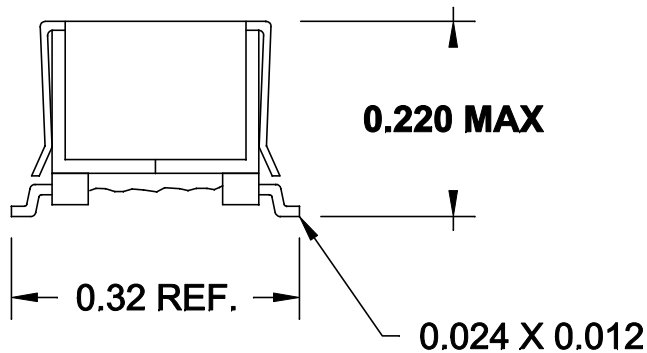
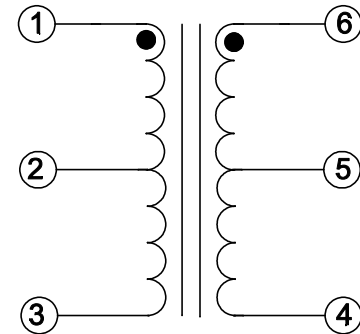
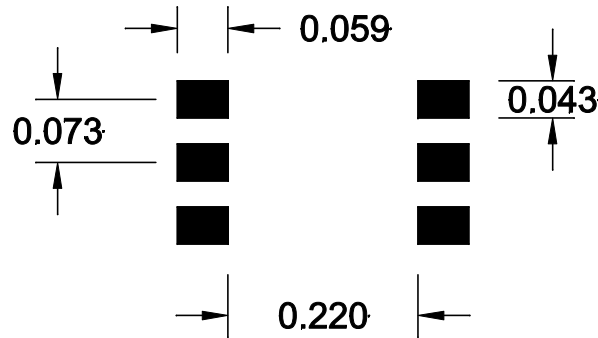
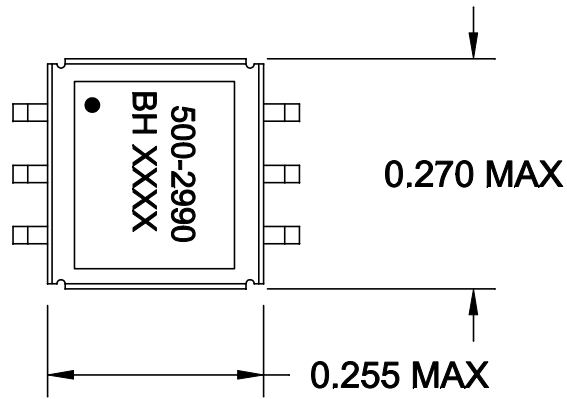


MECHANICAL

SUGGESTED PAD LAYOUT

SCHEMATIC



ELECTRICAL SPECIFICATIONS

URNS RATIO: 1CT:1.3CT

OPEN CIRCUIT INDUCTANCE: 800μH MIN. @ 100 KHz 100mV (1-3)

DC RESISTANCE: 1.33 OHMS NOM. @ 20°C (1-3)

DIELECTRIC WITHSTANDING VOLTAGE: WHEN TESTED AT 1500 VAC

THERE SHALL BE NO EVIDENCE OF ARCING, FLASHOVER, BREAKDOWN OF INSULATION OR OTHER DAMAGE.

IR: WHEN MEASURED @ 100 VDC, THE INSULATION RESISTANCE

BETWEEN WINDINGS SHALL BE 1K MEGOHMS MIN.

OPERATING VOLTAGE: THE MAXIMUM VOLTAGE AT 500 KHz ACROSS

STORAGE TEMPERATURE: -55°C - +155°C

THERMAL SHOCK TO METHOD 107 OF MIL-STD-202 TEST

CONDITION A-1, 10 CYCLES, -40 - +125°C

SOLDERABILITY METHOD 208 OF MIL-STD 202

VIBRATION METHOD 204D TEST CONDITION A MIL-STD-202

OPERATING TEMPERATURE: -50°C - +125°C

DESIGN PER:

BH CATALOG

CUSTOM NON-PROPRIETARY

DRAWN: K. LOFTUS

ENGR: J. DECRAMER

UNLESS OTHERWISE SPECIFIED:
DIMENSIONS IN INCHES, TOLERANCES
NON-CUMULATIVE
.XX±.01 .XXX±.005

PAGE 1 OF 1



BH ELECTRONICS, INC.
BURNSVILLE & MARSHALL, MN

© 1998 BH Electronics

TITLE:

TRANSFORMER

PART NO.

500-2990

| ISSUE | DATE | REVISION | BY |
|-------|---------|------------------------|----|
| C | 7-13-09 | CLARIFY WIDTH & HEIGHT | |
| B | 5-10-09 | Q12459 NOW 500-2990 | |
| A | 3-24-09 | CUSTOMER PRINT | |