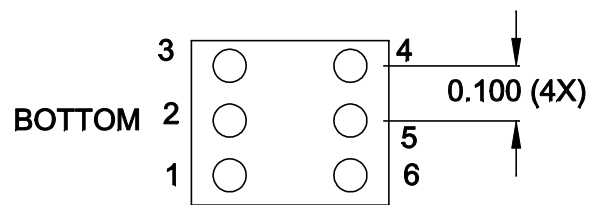
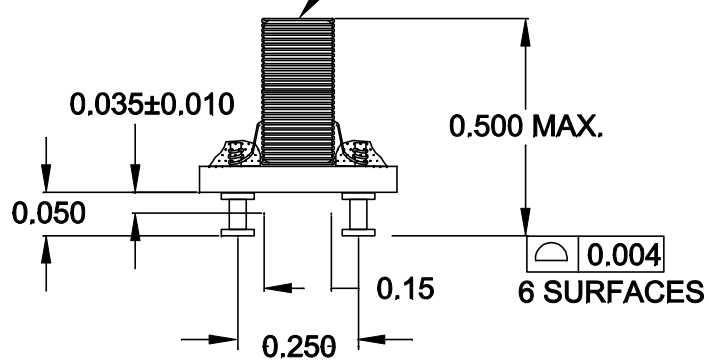
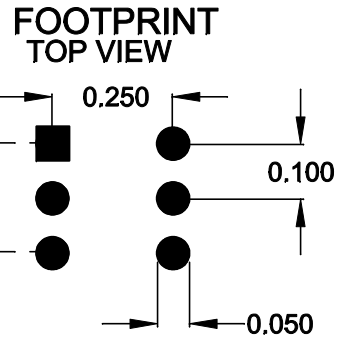
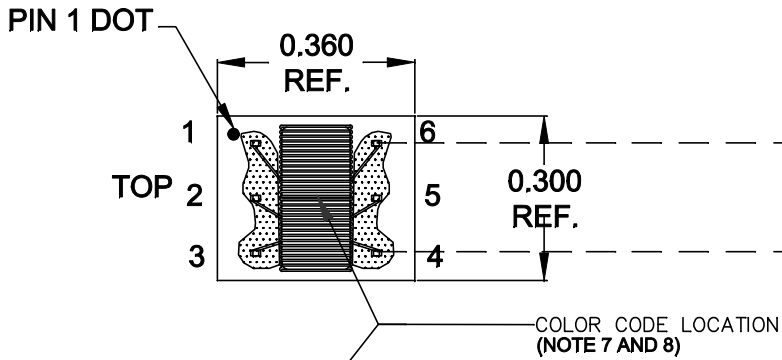
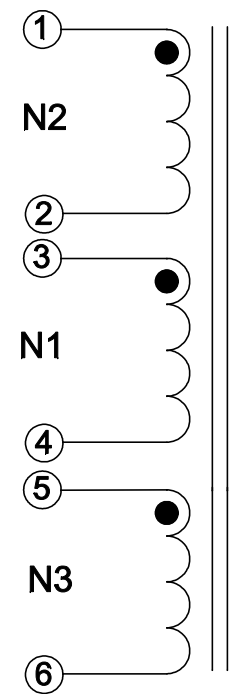


MECHANICAL



SCHEMATIC



ELECTRICAL SPECIFICATIONS
 TURNS RATIO: 1:1:1
 PRIMARY INDUCTANCE: 1.0mH MIN. 100 KHz 50m V
 PRIMARY LEAKAGE INDUCTANCE: 3.5uH MAX.
 (1-2 SHORT 3-4) 120 KHz 50mV
 PRIMARY LEAKAGE INDUCTANCE: 3.5uH MAX.
 (1-2 SHORT 5-6) 120 KHz 50mV
 DC RESISTANCE: (N1) (N2) (N3) 2.5 OHMS±25%
 INSULATION RESISTANCE: 10000 MEGOHMS MIN. @ 100 VDC
 HIGH VOLTAGE TEST: 200 VRMS (1-3, 5) (3-5)

ISSUE	DATE	REVISION	BY
K	5-13-08	UPDATE DRAWING	JDC
J	2-26-08	ADD PAGE 2 & NOTE 9	BH
A	11-6-00	CUSTOMER PRINT (Q10612)	BH


DESIGNED PER:
BH CATALOG

CUSTOM NON-PROPRIETARY

DRAWN Kathy Loftus

ENGR. B. HAYS

UNLESS OTHERWISE SPECIFIED:
 DIMENSIONS IN INCHES, TOLERANCES
 NON-CUMULATIVE.
 .XX±.01 .XXX±.005




BH Electronics, Inc.
 Burnsville & Marshall, MN
 © 1998 BH Electronics

TITLE:
TRANSFORMER, PULSE

PART NO.
500-2506

NOTES:

1. MARKING REQUIREMENTS: MARK PRIMARY PACKAGING CONTAINER. 500-2506
YYWW
2. CONFORMAL COAT WITH SC 281
3. AMBIENT TEMPERATURE RANGE:
OPERATING: -46°C TO +125°C
NON-OPERATING: -51°C TO +125°C
4. THERMAL SHOCK: IN ACCORDANCE WITH MIL-STD-202, MEHTOD 107 EXCEPT STEP 3
TEMPERATURE SHALL BE +125°C.
NUMBER OF CYCLES: FIVE (5)
5. UNITS SHALL BE CAPABLE OF MEETING SOLDERABILITY IN ACCORDANCE WITH MIL-STD-202, METHOD 208.
6. MAGNET WIRE SHALL BE IN ACCORDANCE WITH JW-1177/14 (200°C CLASS)
7. LEAD WIRES SOLDERED WITH SN10 PB88 AG02 SOLDER

				DESIGNED PER: BH CATALOG	 ® BH Electronics. Inc. Burnsville & Marshall, MN © 1998 BH Electronics
				<input type="checkbox"/> CUSTOM <input checked="" type="checkbox"/> NON-PROPRIETARY	
				DRAWN Kathy Loftus	
				ENGR. B. HAYS	
K	5-13-08	UPDATE DRAWING	JDC	UNLESS OTHERWISE SPECIFIED: DIMENSIONS IN INCHES, TOLERANCES NON-CUMULATIVE. .XX±.01 .XXX±.005	TITLE: TRANSFORMER, PULSE
J	2-26-08	ADD PAGE 2 & NOTE 9	JDC		PART NO. 500-2506
A	11-6-00	CUSTOMER PRINT (Q10612)	BH		
ISSUE	DATE	REVISION	BY	PAGE 2 OF 2	