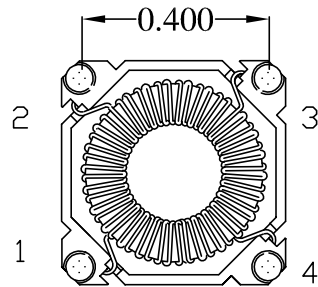
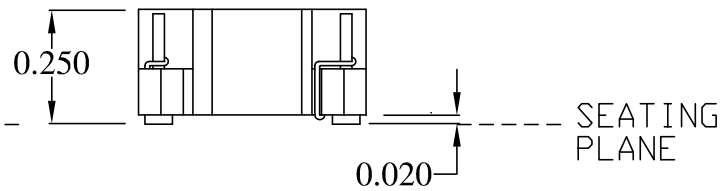
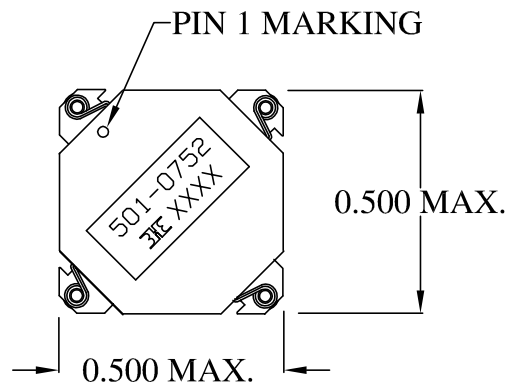
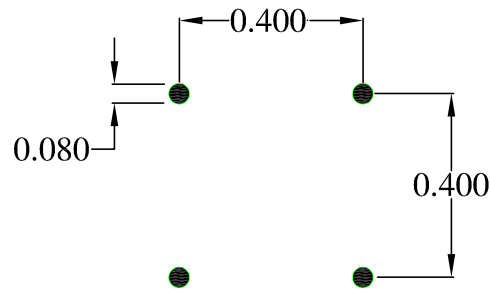


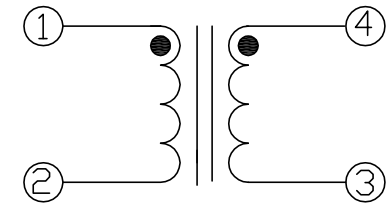
MECHANICAL



RECOMMENDED PC BOARD LAYOUT



SCHEMATIC



ELECTRICAL SPECIFICATIONS

URNS RATIO: 1:1

OPEN CIRCUIT INDUCTANCE: 12mH MIN. (1-2) 10 KHz 10mV

DC RESISTANCE: 13.5 OHMS NOM. (1-2) (3-4)

HIGH VOLTAGE TEST: 600 VAC / 1 SEC. (1, 2 - 3, 4)

DESIGN PER:

BH CATALOG

CUSTOM NON-PROPRIETARY

DRAWN: K. LOFTUS

ENGR: B. GASS

UNLESS OTHERWISE SPECIFIED:
DIMENSIONS IN INCHES, TOLERANCES
NON-CUMULATIVE
.XX±.01 .XXX±.005

PAGE 1 OF 1



BH ELECTRONICS, INC.
BURNSVILLE & MARSHALL, MN

© 1998 BH Electronics

TITLE:

COMMON MODE CHOKE

PART NO.

501-0752

B	2-13-12	NOW BH CATALOG	JDC
A	7-1-98	CUSTOMER PRINT (Q9876-2)	BG
ISSUE	DATE	REVISION	BY