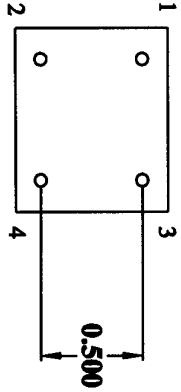
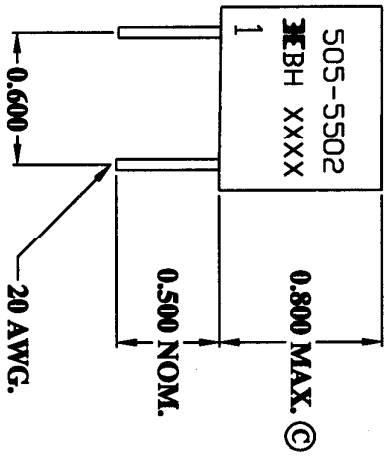
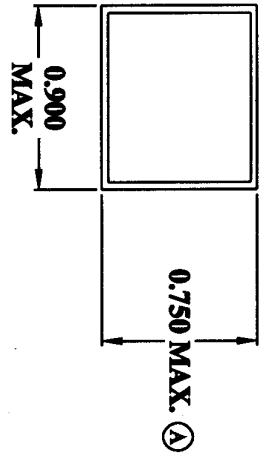
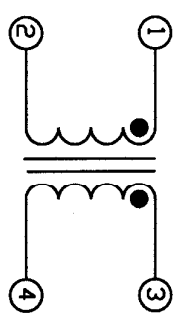


MECHANICAL



SCHEMATIC



ELECTRICAL SPECIFICATIONS
 TURNS RATIO: 1:1
 OPEN CIRCUIT INDUCTANCE: 5mH MIN. (1-2) 1 KHz 100mV
 PRIMARY LEAKAGE INDUCTANCE: 45uH MAX. (1-2 SH 3-4)
 INTERWINDING CAPACITANCE: 30pF MAX. (1, 2 - 3, 4)
 HIGH VOLTAGE TEST: 2500 VRMS 1 SEC.
 ET CONSTANT: 180 Vu SEC. MIN.

DESIGN PER:

CATALOG

DRAWN: K. LOFTUS

ENGR: J. DECRAMER

UNLESS OTHERWISE SPECIFIED:
 DIMENSIONS IN INCHES, TOLERANCES
 NON-CUMULATIVE
 .XX±.01 .XXX±.005



BH ELECTRONICS, INC.
 BURNSVILLE & MARSHALL, MN
 © 1998 BH Electronics

TITLE:

**SCR TRIGGER
 TRANSFORMER**

PART NO.

505-5502

ISSUE	DATE	REVISION	BY
C	12-4-02	UPDATE TO CADD	JDC
B	1-22-99	BCR #4043 REMOVE EST 252	JDC
A	4-27-95	CUSTOMER PRINT	JDC

ISSUE	DATE	REVISION	BY