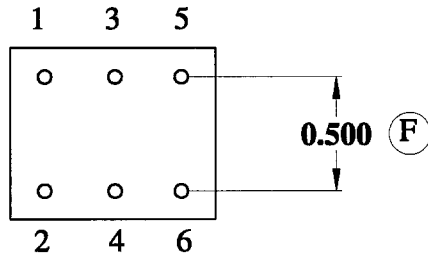
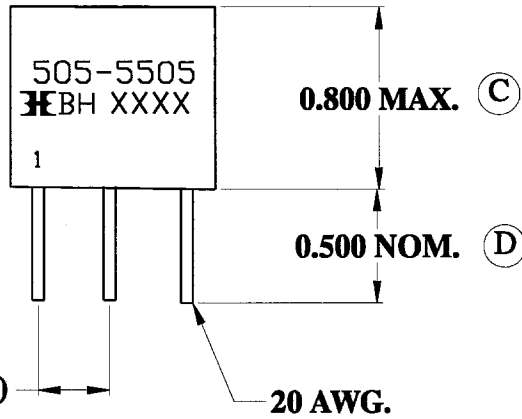
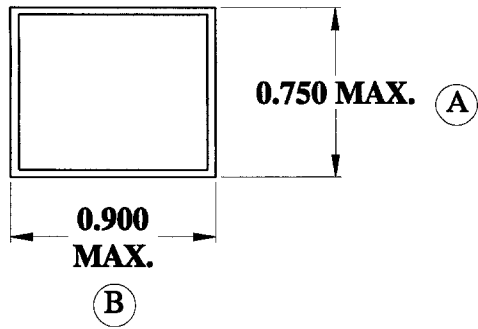
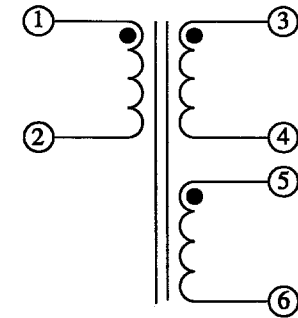


MECHANICAL



SCHEMATIC



ELECTRICAL SPECIFICATIONS

URNS RATIO: 1:1:1

OPEN CIRCUIT INDUCTANCE: 1.0mH MIN. (1-2) 1 KHz 50mV

PRIMARY LEAKAGE INDUCTANCE: 20uH MAX.

(1-2 SHORT 3-4, 5-6) 1 KHz 50mV

INTERWINDING CAPACITANCE: 30pF MAX. (1-2 TO 3-4)


(1-2 TO 5-6)

HIGH VOLTAGE TEST: 2500 VRMS / 1 SEC.

ET CONSTANT: 90 Vu SEC. MIN.

ISSUE	DATE	REVISION	BY
B	10-18-00	ECR #4839 UPDATE TO CAD	JDC
A	1-29-98	CUSTOMER PRINT	JDC

DESIGN PER:	BH CATALOG
DRAWN:	K. LOFTUS
ENGR:	J. DECRAMER
UNLESS OTHERWISE SPECIFIED: DIMENSIONS IN INCHES, TOLERANCES NON-CUMULATIVE .XX±.01 .XXX±.005	
PAGE 1 OF 1	

	BH ELECTRONICS, INC. BURNSVILLE & MARSHALL, MN
	© 1998 BH Electronics
TITLE:	
SCR TRIGGER TRANSFORMER	
PART NO.	
505-5505	